

SPECTRE 80 H3 by Jan Pauwels

Various Halorings visible on a cloudy day. An asymmetric composition of various rings but completely in balance. The circuitboards have leds on both sides. 2/3 of the light goes down and 1/3 goes up.

DIMENSIONS		
Ø	80 cm	31,5 inch
H	37,5 cm	14,8 inch

CABLE LENGTH	
Up to 200 cm	78,7 inch

FINISH	TYPE.NR
Nickel	● 14-2603
Brass	● 14-2603-2
Black Brass	● 14-2603-4

CANOPY		
Ø	30 cm	11,8 inch
H	5 cm	2,0 inch

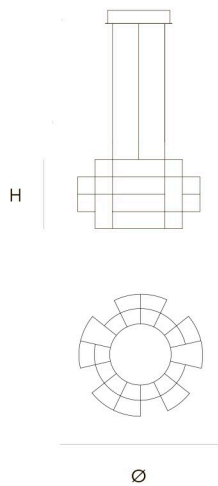
LIGHTSOURCE	
89x led, 12V/0.6W, 2800K,	2670 LM, CRI>90



3,5 39,5 90x90x80cm

STANDARD Black canopy with cover plate in matching colour of the fixture. Leading and trailing edge dimmable. Nickel, natural brass or blackened natural brass. Brass will turn darker in time and can show stains.

OPTIONAL 2400K



SPECTRE 80 H4 by Jan Pauwels

Various Halorings visible on a cloudy day. An asymmetric composition of various rings but completely in balance. The circuitboards have leds on both sides. 2/3 of the light goes down and 1/3 goes up.

DIMENSIONS		
Ø	80 cm	31,5 inch
H	50 cm	19,7 inch

CABLE LENGTH	
Up to 200 cm	78,7 inch

FINISH	TYPE.NR
Nickel	● 14-2602
Brass	● 14-2602-2
Black Brass	● 14-2602-4

CANOPY		
Ø	30 cm	11,8 inch
H	5 cm	2,0 inch

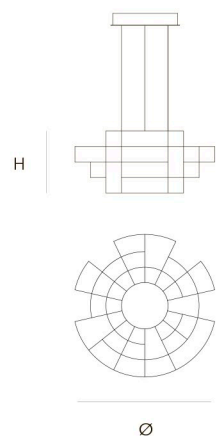
LIGHTSOURCE	
109x led, 12V/0.6W,	2800K, 3090 LM, CRI>90



3,5 39,5 90x90x80cm

STANDARD Black canopy with cover plate in matching colour of the fixture. Leading and trailing edge dimmable. Nickel, natural brass or blackened natural brass. Brass will turn darker in time and can show stains.

OPTIONAL 2400K.



SPECTRE 100H4 by Jan Pauwels

Various Halorings visible on a cloudy day. An asymmetric composition of various rings but completely in balance. The circuitboards have leds on both sides. 2/3 of the light goes down and 1/3 goes up.

DIMENSIONS		
Ø	100 cm	39,4 inch
H	50 cm	19,7 inch

CABLE LENGTH	
Up to 200 cm	78,7 inch

FINISH	TYPE.NR
Nickel	● 14-2604
Brass	● 14-2604-2
Black Brass	● 14-2604-4

CANOPY		
Ø	30 cm	11,8 inch
H	5 cm	2,0 inch

LIGHTSOURCE	
128x led, 12V/0.6W,	2800K, 3840 LM, CRI>90



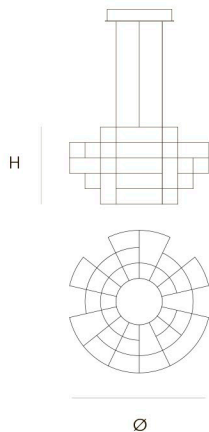
5 55 110x110x80cm

STANDARD Black canopy with cover plate in matching colour of the fixture. Leading and trailing edge dimmable. Nickel, natural brass or blackened natural brass. Brass will turn darker in time and can show stains.

OPTIONAL 2400K

SPECTRE 100 H5 by Jan Pauwels

Various Halorings visible on a cloudy day. An asymmetric composition of various rings but completely in balance. The circuitboards have leds on both sides. 2/3 of the light goes down and 1/3 goes up.



DIMENSIONS	
Ø	100 cm 39,4 inch
H	62,5 cm 24,6 inch

CANOPY	
Ø	30 cm 11,8 inch
H	5 cm 2,0 inch

CABLE LENGTH	
Up to	200 cm 78,7 inch

LIGHTSOURCE
142x led, 12V/0,6W,
2800K, 4260 LM, CRI>90



5 55 110x110x80cm

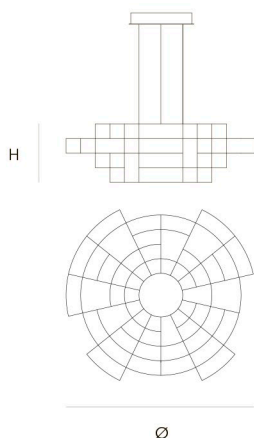
FINISH	TYPE.NR
Nickel	● 14-2600
Brass	● 14-2600-2
Black Brass	● 14-2600-4

STANDARD Black canopy with cover plate in matching colour of the fixture. Leading and trailing edge dimmable. Nickel, natural brass or blackened natural brass. Brass will turn darker in time and can show stains.

OPTIONAL 2400K.

SPECTRE 140 H4 by Jan Pauwels

Various Halorings visible on a cloudy day. An asymmetric composition of various rings but completely in balance. The circuitboards have leds on both sides. 2/3 of the light goes down and 1/3 goes up.



DIMENSIONS	
Ø	140 cm 55,1 inch
H	50 cm 19,7 inch

CANOPY	
Ø	35,5 cm 14,0 inch
H	6,5 cm 2,6 inch

CABLE LENGTH	
Up to	200 cm 78,7 inch

LIGHTSOURCE
155x led, 12V/0,6W,
2800K, 4650 LM, CRI>90



7 85 150x150x80cm

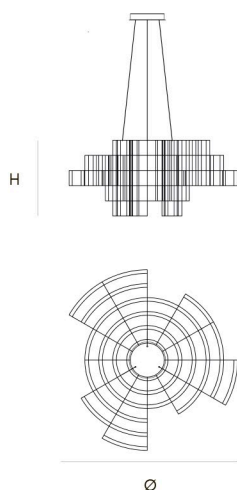
FINISH	TYPE.NR
Nickel	● 14-2605
Brass	● 14-2605-2
Black Brass	● 14-2605-4

STANDARD Black canopy with cover plate in matching colour of the fixture. Leading and trailing edge dimmable. Nickel, natural brass or blackened natural brass. Brass will turn darker in time and can show stains.

OPTIONAL 2400K.

SPECTRE 140 H5 by Jan Pauwels

Various Halorings visible on a cloudy day. An asymmetric composition of various rings but completely in balance. The circuitboards have leds on both sides. 2/3 of the light goes down and 1/3 goes up.



DIMENSIONS	
Ø	140 cm 55,1 inch
H	62,5 cm 24,6 inch

CANOPY	
Ø	35,5 cm 14,0 inch
H	6,5 cm 2,6 inch

CABLE LENGTH	
Up to	200 cm 78,7 inch

LIGHTSOURCE
171x led, 12V/0,6W,
2800K, 5130 LM, CRI>90



7 85 150x150x80cm

FINISH	TYPE.NR
Nickel	● 14-2601
Brass	● 14-2601-2
Black Brass	● 14-2601-4

STANDARD Black canopy with cover plate in matching colour of the fixture. Leading and trailing edge dimmable. Nickel, natural brass or blackened natural brass. Brass will turn darker in time and can show stains.

OPTIONAL 2400K.